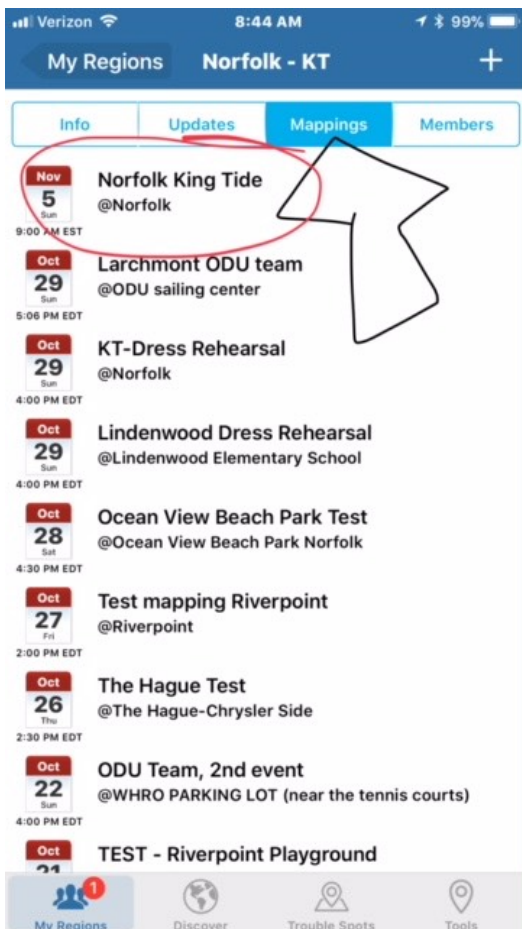


Directions for November 5th.

Enter the app and tap on my regions. *If you see no regions with a crown, e-mail q.jacklich@gmail right away and ask for an invite. Specify which region you are mapping in (Example; Newport News, Norfolk...)* Then stand by for your invitation e-mail or the icon to pop into your regions with a lock. You may have to close the app and re-enter in order to see this.

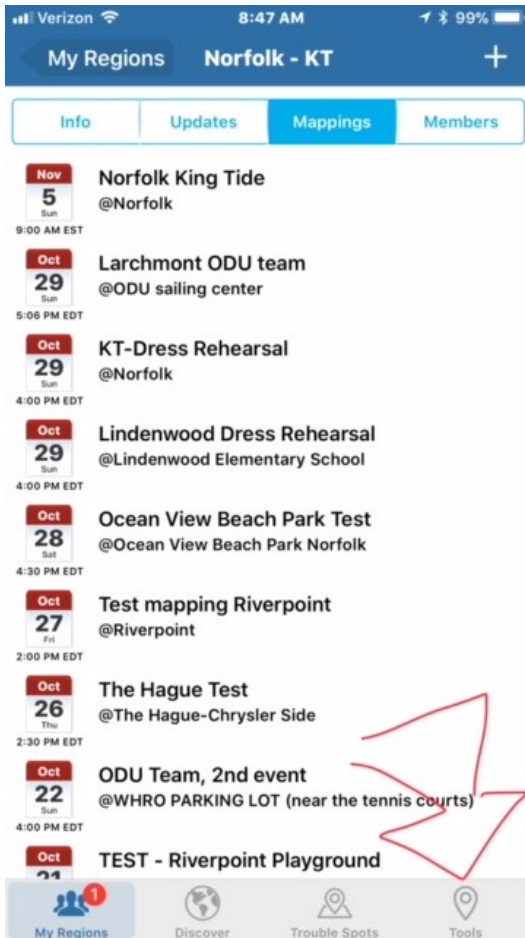
Tap on the region that you plan to map in.



Tap on mappings.

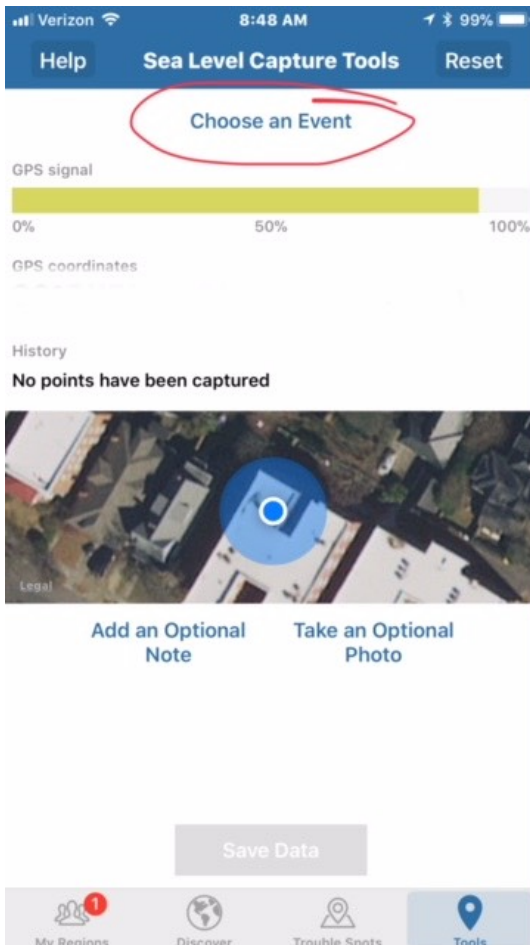
Select (tap on) the “Your City King Tide” event for November 5th. If there are multiple events, be sure it is the one founded by Karen/Qaren Jacklich. I put a little personal note in there and inserted our crown logo. Please read the message in the info area of the mapping.

Follow that mapping.



Now, you will have to go back one or two steps in the app until you reveal the “tools” button. For iPhones, it is at the bottom, for androids it will be a moving blue bar at the top, swipe left to reveal the button.

Tap on “tools”



Tap on “Choose an event” and then select that very King Tide event that you followed.

Your save data button (seen in this picture as gray) will then turn green. Green means go and you are ready to map.

Begin mapping by tapping on the “save data” button every 5-10 steps you take.

Continue to map throughout the morning until your battery is at 0 charge.

